



Government of Maharashtra
Sydenham College of Commerce & Economics

Reaccredited with 'A' Grade (CGPA-3.42)
India's No.1 Brand Award – 2016 • India's Most Trusted Brand Award – 2016
Asia's Most Trusted Brand Award – 2016 • World's Most Trusted Brand Award – 2016



“Report on Feedback for A.Y. 2020-2021”

The College seeks feedback from various stakeholders using two types of questionnaires as suggested by NAAC as under:

- (a) Questionnaire 1: Syllabus and Course content.
- (b) Questionnaire 2: Teachers' Quality.

Until the year 2018-19, the feedback used to be taken manually. However, the process used to be time-consuming and used to involve the use of lots of paper. Therefore, from the year 2019-2020, the College developed a system of seeking online feedback using Google Form. The feedback link is activated in the month of March/April every year for a period of 15 days. IQAC prepares a notice for all stakeholders and calls upon them to give feedback on Syllabus and Course Contents and Teachers' Quality. Orientation sessions are organised for the students giving details of the role and importance of feedback and action taken by the College on the responses of the stakeholders.

Feedback on 'Syllabus and Course Content' is sought from the students and various other stakeholders such as alumni, teachers, parents and employers. The students and alumni fill up the questionnaire and get them filled up from their parents and employer, where the students or alumni are employed.

Feedback on 'Teachers Quality' is sought from the students. The students are given clear instructions to evaluate teachers who teach in their class. The feedback so collected is cross-checked with the demographic data of the students available with the college office to establish the authenticity of the registered students.

The output of the Feedback is generated online in Excel and analysed by IQAC with the help of the teachers and the office staff. The reports so generated are shared with the Head of the Department and the Principal.



Government of Maharashtra
Sydenham College of Commerce & Economics

Reaccredited with 'A' Grade (CGPA-3.42)
India's No.1 Brand Award – 2016 • India's Most Trusted Brand Award – 2016
Asia's Most Trusted Brand Award – 2016 • World's Most Trusted Brand Award – 2016



Action Taken on Feedback on Syllabus and Course Content

Various stakeholders evaluate the Syllabus and Course Contents of the each Programme on the basis of the following 15 parameters:

1. Depth of the course content
2. Extent of coverage of course
3. Relevance of course content
4. Project work, if any.
5. Clarity of course
6. Updating of course
7. Learning value
8. Availability of references
9. Availability of teachers
10. National significance
11. Social orientation
12. Self-development
13. Practical applicability
14. Vocationalisation
15. Overall rating

Likert's Scale is used for the quantifying the qualitative responses. The scale so used is as under with marks assigned to each response:

- | | |
|--------------|------------|
| 1. Excellent | = 5 marks, |
| 2. Good | = 4 marks, |
| 3. Average | = 3 marks, |
| 4. Poor | = 0 mark |

The output of the Feedback is generated online in Excel and analysed by IQAC with the help of teachers and the office staff. The reports so generated are shared with the Head of the Department and the Principal.



सत्यमेव जयते

Government of Maharashtra
Sydenham College of Commerce & Economics

Reaccredited with 'A' Grade (CGPA-3.42)
India's No.1 Brand Award – 2016 • India's Most Trusted Brand Award – 2016
Asia's Most Trusted Brand Award – 2016 • World's Most Trusted Brand Award – 2016



ESTD 1913

1. Bachelor of Commerce (B.Com.)			
Sr. No.	Stakeholder	Feedback Received	Average Rating
1.	Students	900	51.04
2.	Teachers	19	59.57
3.	Employer	09	59.56
4.	Parents	210	56.15
5.	Alumni	100	58.57
	TOTAL	1238	56.98

2. Bachelor of Management Studies (BMS)			
Sr. No.	Stakeholder	Feedback Received	Average Rating
1.	Students	220	56.78
2.	Teachers	04	67.25
3.	Employer	08	67.63
4.	Parents	44	62.79
5.	Alumni	35	62.89
	TOTAL	311	63.47

3. Bachelor of Commerce in Banking & Insurance (BBI)			
Sr. No.	Stakeholder	Feedback Received	Average Rating
1.	Students	205	56.12
2.	Teachers	05	60.00
3.	Employer	10	61.70
4.	Parents	35	60.88
5.	Alumni	30	62.57
	TOTAL	285	60.25



सत्यमेव जयते

Government of Maharashtra

Sydenham College of Commerce & Economics

Reaccredited with 'A' Grade (CGPA-3.42)

India's No.1 Brand Award – 2016 • India's Most Trusted Brand Award – 2016
Asia's Most Trusted Brand Award – 2016 • World's Most Trusted Brand Award – 2016



Est. 1912

Action Taken on Feedback on Teachers' Quality

Students evaluate Teachers on the basis of the following 15 parameters:

1. Knowledge of subject
2. General awareness
3. Communication skills
4. Punctuality in class
5. Interaction with students
6. Personality of teacher
7. Sincerity and commitment
8. Interest creation
9. Ability to integrate with practical
10. Ability to integrate other courses
11. Ability to ask questions in class
12. Accessibility of teacher
13. Timely completion of syllabus
14. Ability to frame questions paper
15. Ability to assess answer papers
16. Overall rating

Likert's Scale is used for the quantifying the qualitative responses. The scale so used is as under with marks assigned to each response:

- | | |
|--------------|------------|
| 5. Excellent | = 5 marks, |
| 6. Good | = 4 marks, |
| 7. Average | = 3 marks, |
| 8. Poor | = 0 mark |

The output of the Feedback is generated online in Excel and analysed by IQAC with the help of teachers and the office staff. The reports so generated are shared with the Head of the Department and the Principal.



Government of Maharashtra
Sydenham College of Commerce & Economics

Reaccredited with 'A' Grade (CGPA-3.42)
India's No.1 Brand Award - 2016 • India's Most Trusted Brand Award - 2016
Asia's Most Trusted Brand Award - 2016 • World's Most Trusted Brand Award - 2016



4. Master of Commerce in Banking and Finance			
Sr. No.	Stakeholder	Feedback Received	Average Rating
1.	Students	90	56.50
2.	Teachers	04	59.00
3.	Employer	10	59.30
4.	Parents	32	60.25
5.	Alumni	32	59.44
	TOTAL	168	58.89

5. Master of Commerce in Accountancy			
Sr. No.	Stakeholder	Feedback Received	Average Rating
1.	Students	90	59.56
2.	Teachers	04	60.25
3.	Employer	10	60.30
4.	Parents	30	60.83
5.	Alumni	28	60.82
	TOTAL	162	60.35

The detailed report of 'Feedback on Syllabus and Course Contents' is shared with the concerned teacher so that they can share such feedback in the Syllabus Revision Workshops organized by the Board of Studies (BoS) of the University of Mumbai.



Government of Maharashtra
Sydenham College of Commerce & Economics

Reaccredited with 'A' Grade (CGPA-3.42)
India's No.1 Brand Award – 2016 • India's Most Trusted Brand Award – 2016
Asia's Most Trusted Brand Award – 2016 • World's Most Trusted Brand Award – 2016



(1) Name of the Teacher: Dr. KHUSHPAT S. JAIN		Department: DEPARTMENT OF COMMERCE (HEAD)	
Sr. No.	Stakeholder	Total Responses	Total Score (%)
1.	Students	195	79.06

(2) Name of the Teacher: DR. SAUMITRA SAWANT		Department: DEPARTMENT OF COMMERCE	
Sr. No.	Stakeholder	Total Responses	Total Score (%)
1.	Students	188	78.69

(3) Name of the Teacher: Dr. RADIKA IYER		Department: DEPARTMENT OF COMMERCE	
Sr. No.	Stakeholder	Total Responses	Total Score (%)
1.	Students	198	82.61

(4) Name of the Teacher: Dr. SMITA KUNTEY		Department: DEPARTMENT OF COMMERCE	
Sr. No.	Stakeholder	Total Responses	Total Score (%)
1.	Students	196	79.64

(5) Name of the Teacher: Dr. VIJAY CHAWALE		Department: DEPARTMENT OF COMMERCE	
Sr. No.	Stakeholder	Total Responses	Total Score (%)
1.	Students	194	75.12

(6) Name of the Teacher: KETAN SHAH		Department: DEPARTMENT OF ACCOUNTANCY	
Sr. No.	Stakeholder	Total Responses	Total Score (%)
1.	Students	186	80.11



Government of Maharashtra
Sydenham College of Commerce & Economics

Reaccredited with 'A' Grade (CGPA-3.42)
India's No.1 Brand Award – 2016 • India's Most Trusted Brand Award – 2016
Asia's Most Trusted Brand Award – 2016 • World's Most Trusted Brand Award – 2016



(7) Name of the Teacher: GHANSHYAM LALKA		Department: DEPARTMENT OF ACCOUNTANCY	
Sr. No.	Stakeholder	Total Responses	Total Score (%)
1.	Students	190	79.06

(8) Name of the Teacher: JASMINE MEHTA		Department: DEPARTMENT OF ACCOUNTANCY	
Sr. No.	Stakeholder	Total Responses	Total Score (%)
1.	Students	193	79.26

(9) Name of the Teacher: RAJESH KUKREJA		Department: DEPARTMENT OF ACCOUNTANCY	
Sr. No.	Stakeholder	Total Responses	Total Score (%)
1.	Students	110	76.43

(10) Name of the Teacher: URVISH PARIKH		Department: DEPARTMENT OF ACCOUNTANCY	
Sr. No.	Stakeholder	Total Responses	Total Score (%)
1.	Students	120	68.57

(11) Name of the Teacher: ASHOK MEHTA		Department: DEPARTMENT OF ACCOUNTANCY	
Sr. No.	Stakeholder	Total Responses	Total Score (%)
1.	Students	110	72.85

(12) Name of the Teacher: DR. JHARNA KALRA		Department: BACHELOR OF MANAGEMENT STUDIES (BMS)	
Sr. No.	Stakeholder	Total Responses	Total Score (%)
1.	Students	112	80.46



Government of Maharashtra
Sydenham College of Commerce & Economics

Reaccredited with 'A' Grade (CGPA-3.42)
India's No.1 Brand Award – 2016 • India's Most Trusted Brand Award – 2016
Asia's Most Trusted Brand Award – 2016 • World's Most Trusted Brand Award – 2016




(13) Name of the Teacher: Dr. S.M. HASAN		Department: BACHELOR OF BANKING & INSURANCE	
Sr. No.	Stakeholder	Total Responses	Total Score (%)
1.	Students	108	72.37

(14) Name of the Teacher: Dr. NANDA PANDHRIKAR		Department: MATHEMATICS & STATISTICS	
Sr. No.	Stakeholder	Total Responses	Total Score (%)
1.	Students	195	76.52

(15) Name of the Teacher: Dr. SRINIVAS DHURE		Department: MATHEMATICS & STATISTICS	
Sr. No.	Stakeholder	Total Responses	Total Score (%)
1.	Students	194	77.65

(16) Name of the Teacher: SMT. VIJAYA YEOLE		Department: MATHEMATICS & STATISTICS	
Sr. No.	Stakeholder	Total Responses	Total Score (%)
1.	Students	112	75.61

The report of the Feedback on Teachers' Quality is kept confidential and is directly shared with the Head of the Department and the Principal. The Head of the Department counsels the teachers on one-to-one basis and informs them about their strengths and weaknesses as reported by the students, so that the concerned teacher can capitalize on their strengths and improve upon their weaknesses.


Dr. Radhika Iyer
IQAC Co-ordinator

Department of Business Economics

Feedback on Syllabus and Course Content

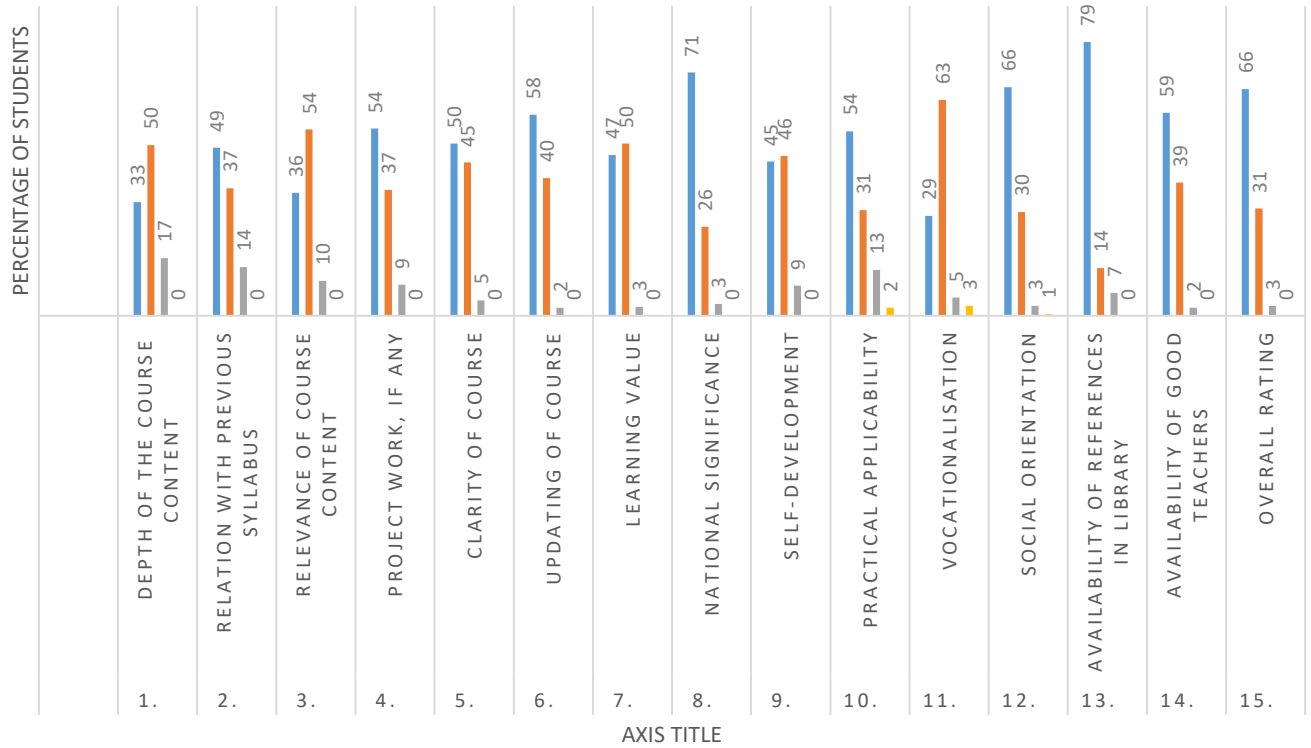
Class: B.Com.

Sr. No.	Parameters	% of Students				Total students
		Excellent	Good	Average	Poor	
1.	Depth of the course content	33	50	17	0	375
2.	Relation with previous syllabus	49	37	14	0	375
3.	Relevance of course content	36	54	10	0	375
4.	Project work, if any	54	37	9	0	375
5.	Clarity of course	50	45	5	0	375
6.	Updating of course	58	40	2	0	375
7.	Learning value	47	50	3	0	375
8.	National significance	71	26	3	0	375
9.	Self-development	45	46	9	0	375
10.	Practical applicability	54	31	13	2	375
11.	Vocationalisation	29	63	5	3	375
12.	Social orientation	66	30	3	1	375
13.	Availability of references in library	79	14	7	0	375
14.	Availability of good teachers	59	39	2	0	375
15.	Overall rating	66	31	3	0	375
	Total					

Source: primary data

FEEDBACK ON SYLLABUS AND COURSE CONTENT

■ Excellent
 ■ Good
 ■ Average
 ■ Poor



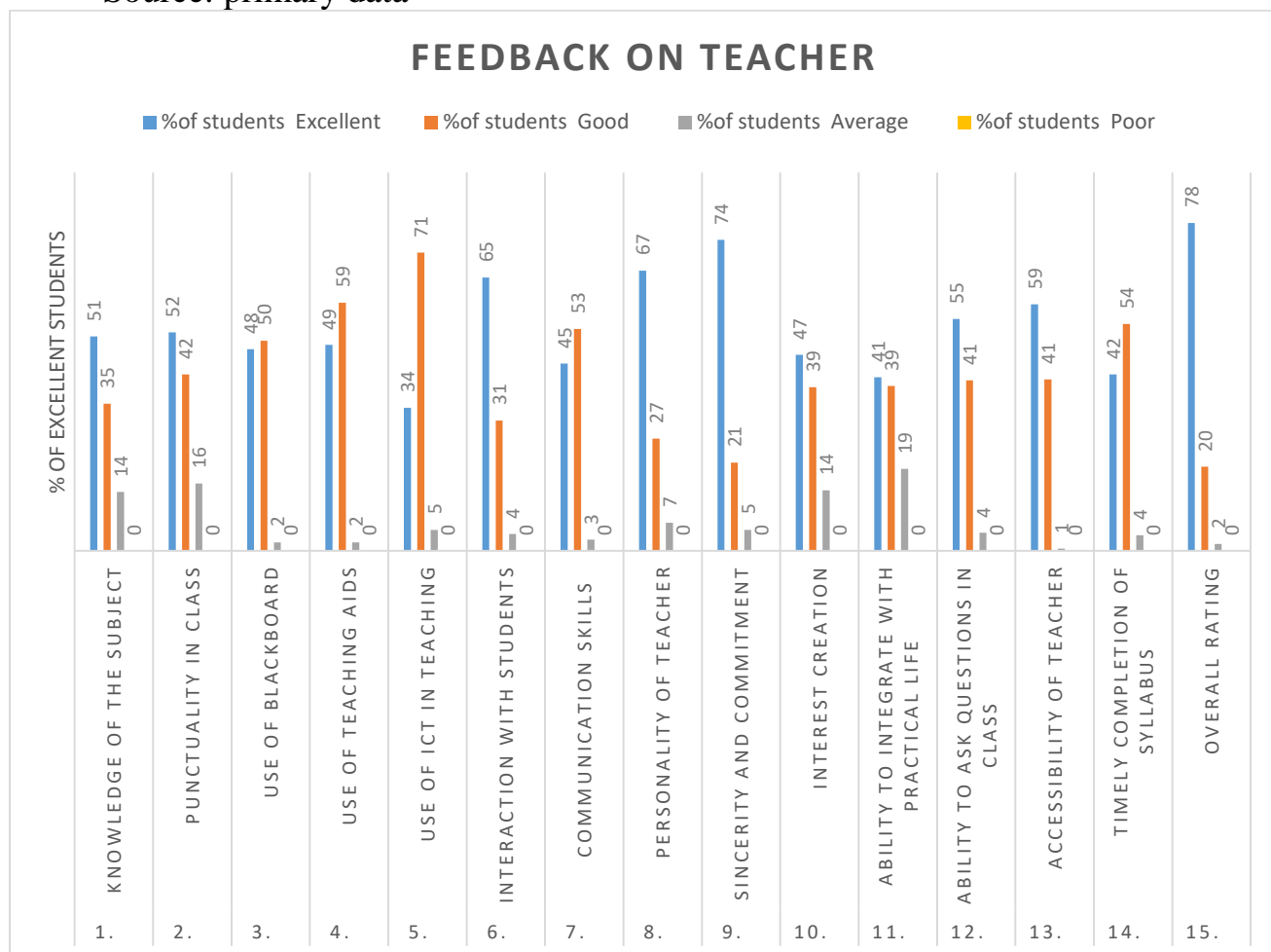
Name of Faculty: Dr. Ritesh Singhal

Subject: Business Economics

Year: 2020-21

Sr. No.	Parameters	%of students				
		Excellent	Good	Average	Poor	Total
1.	Knowledge of the subject	58	32	10	0	375
2.	Punctuality in class	43	41	16	0	375
3.	Use of blackboard	60	31	9	0	375
4.	Use of teaching aids	39	69	2	0	375
5.	Use of ICT in teaching	34	71	5	0	375
6.	Interaction with students	65	31	4	0	375
7.	Communication skills	45	53	3	0	375
8.	Personality of teacher	67	27	7	0	375
9.	Sincerity and commitment	80	13	7	0	375
10.	Interest creation	47	39	14	0	375
11.	Ability to integrate with practical life	41	39	19	0	375
12.	Ability to ask questions in class	55	41	4	0	375
13.	Accessibility of teacher	59	41	1	0	375
14.	Timely completion of syllabus	41	55	4	0	375
15.	Overall rating	72	27	2	0	375

Source: primary data

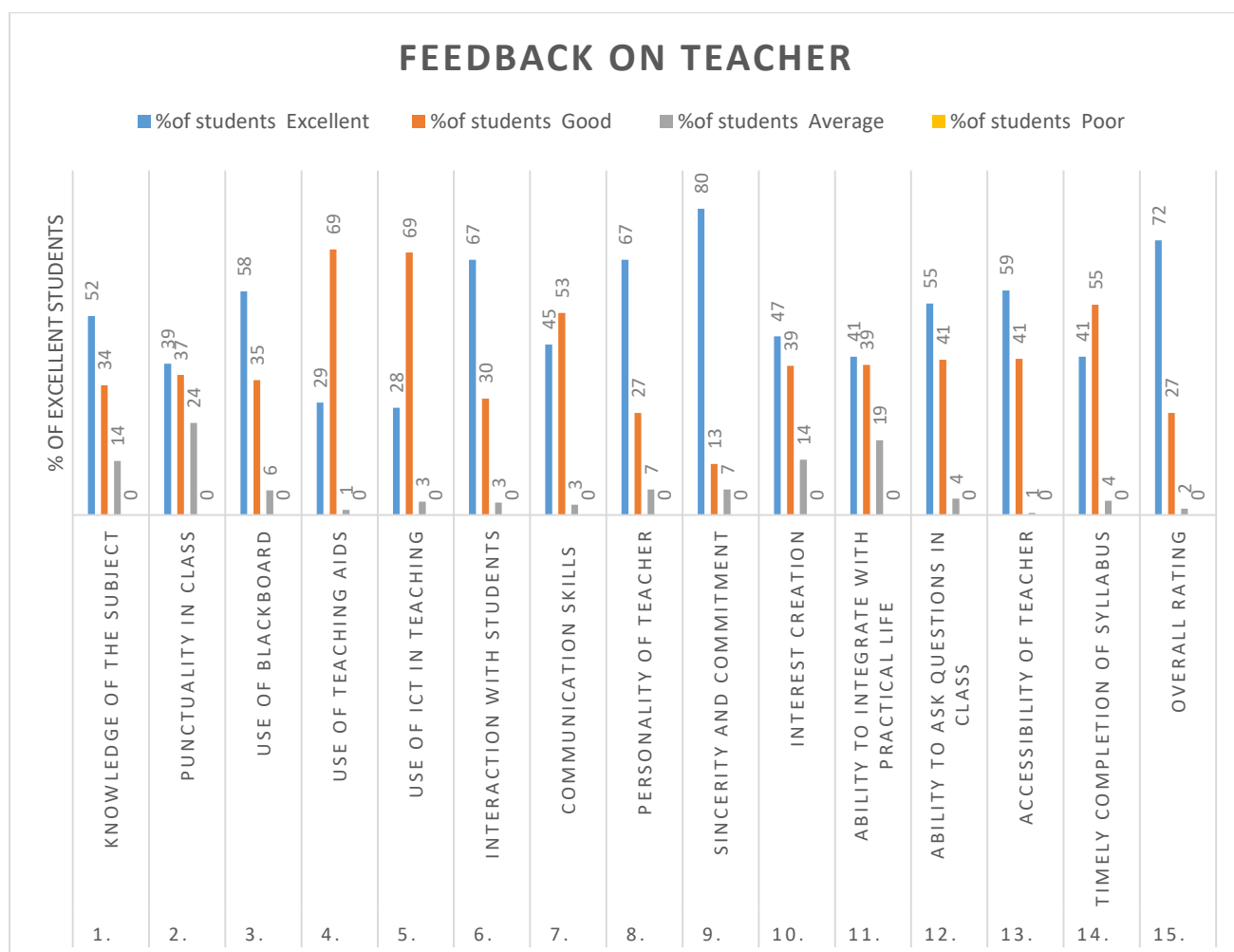


Faculty: **Dr. Anil R. Chougule**
 Subject: **Business Economics**

Year: 2020-21

Sr. No.	Parameters	%of students				Total
		Excellent	Good	Average	Poor	
1.	Knowledge of the subject	52	34	14	0	375
2.	Punctuality in class	39	37	24	0	375
3.	Use of blackboard	58	35	6	0	375
4.	Use of teaching aids	29	69	1	0	375
5.	Use of ICT in teaching	28	69	3	0	375
6.	Interaction with students	67	30	3	0	375
7.	Communication skills	45	53	3	0	375
8.	Personality of teacher	67	27	7	0	375
9.	Sincerity and commitment	80	13	7	0	375
10.	Interest creation	47	39	14	0	375
11.	Ability to integrate with practical life	41	39	19	0	375
12.	Ability to ask questions in class	55	41	4	0	375
13.	Accessibility of teacher	59	41	1	0	375
14.	Timely completion of syllabus	41	55	4	0	375
15.	Overall rating	72	27	2	0	375

Source: Primary data



Name of Faculty: **Rajendra Mali**

Subject: **Business Economics**

Year: 2020-21

Sr. No.	Parameters	%of students				
		Excellent	Good	Average	Poor	Total
1.	Knowledge of the subject	51	35	14	0	375
2.	Punctuality in class	52	42	16	0	375
3.	Use of blackboard	48	50	2	0	375
4.	Use of teaching aids	49	59	2	0	375
5.	Use of ICT in teaching	34	71	5	0	375
6.	Interaction with students	65	31	4	0	375
7.	Communication skills	45	53	3	0	375
8.	Personality of teacher	67	27	7	0	375
9.	Sincerity and commitment	74	21	5	0	375
10.	Interest creation	47	39	14	0	375
11.	Ability to integrate with practical life	41	39	19	0	375
12.	Ability to ask questions in class	55	41	4	0	375
13.	Accessibility of teacher	59	41	1	0	375
14.	Timely completion of syllabus	42	54	4	0	375
15.	Overall rating	78	20	2	0	375

Source: Primary data

